

Your XRHealth App: Get Started with MyXRHealth

Download the free app and stay connected to your care — anytime, anywhere.

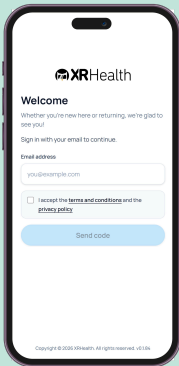
Step 1: Download MyXRHealth



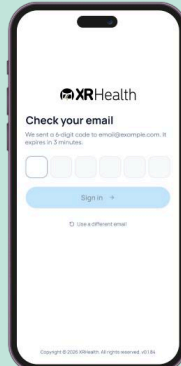
Prefer your computer? Visit my.xr.health in any browser.

Step 2: Sign In — It's Easy

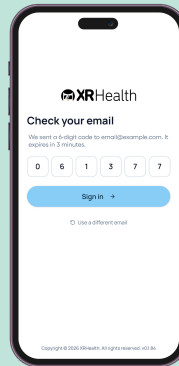
1. Open the app or go to my.xr.health



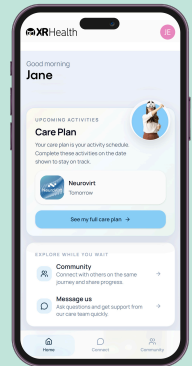
2. Enter your email address and tap Send code



3. Check your email for a one-time verification code

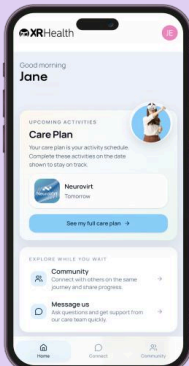


4. Enter the code in the app and tap Sign in

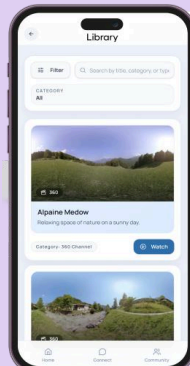


Step 3: Explore Your App

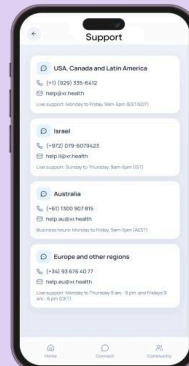
Care Plan. View your personalized treatment plan



Library. Launch VR sessions or preview content



Support. Message your care team directly



Community. Connect with others in InnerWorld

